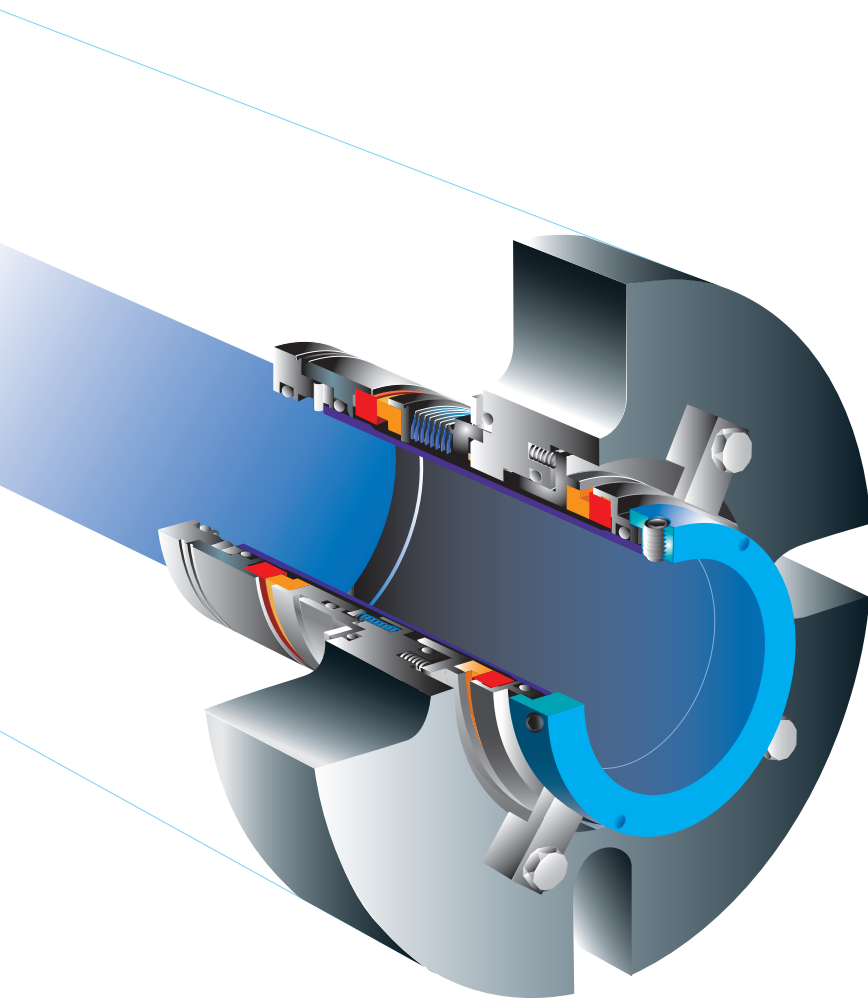




Styles 73P & 75P Dual Cartridge Seals



environmental protection





Flex-A-Seal is a respected leader in the design and manufacture of cartridge seals for critical toxic and fugitive emission applications where single seals are not acceptable. The simple idea of a second layer of protection provides the level of assurance that the world has come to

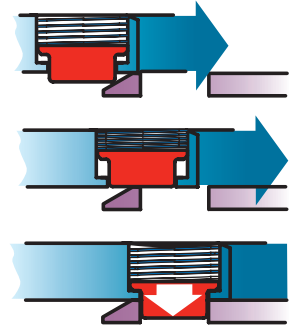
Back Up System

expect. The Style 73P offers the advantages of an inboard stationary metal bellows design, while the Style 75P offers the efficiency and economy of springs isolated from the product. We have concentrated on the customer's need for easy installation and low maintenance that can be operated in a pressurized or non-pressurized state. These designs fit pumps with standard and enlarged bores without modification. Retained faces eliminate the need for troublesome drive pins. Traditional cup point set screws in rotating units are replaced by a patent pending Plunger-Lock drive. The torque transmission strength is increased 5 fold over traditional cup point set screws. Most importantly, it allows for quick/easy assembly and seal-kit replacement.

The entire drive mechanism is out of product. This system eliminates any possibility of sleeve distortion from over-tightened set screws. There are no set screws to "back out". The spring-loaded mechanism keeps the lug "trapped" in position. Both


Peace of Mind

double cartridge seal designs are hydraulically balanced and the shrouded face provides additional protection. Creative solutions offer the best hope for the preservation of our natural resources.



No more difficult set screws. Our unique, Plunger-Lock Drive makes assembly easy.

(Patent Pending)



Materials of Construction

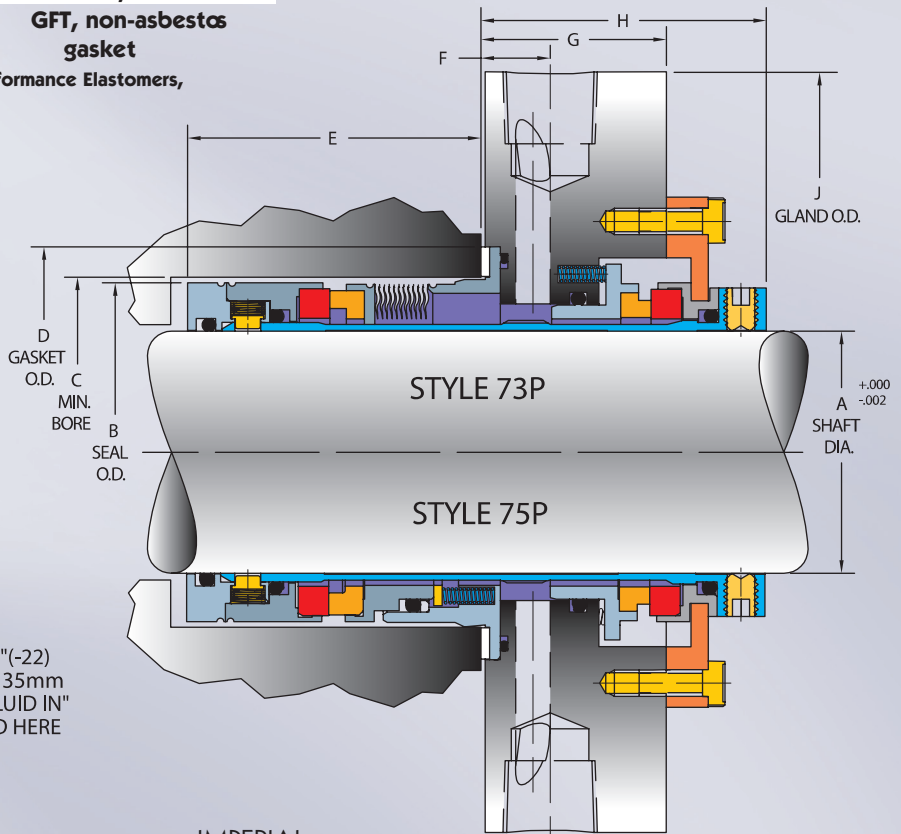
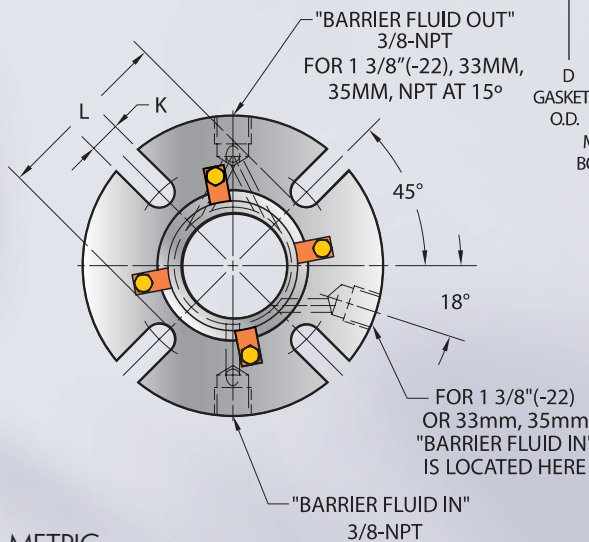
	Style 73P	Style 75P
Rotary Faces	Silicon Carbide	Silicon Carbide
Stationary Faces	Carbon	Carbon
	Ni Tungsten Carbide	Ni Tungsten Carbide
	Silicon Carbide	Silicon Carbide
Springs	N/A	Alloy 276
Bellows	Alloy 276 Exotic Alloys Available	N/A
Metal Parts	316 SS Exotic Alloys Available	316 SS Exotic Alloys Available
"O" Rings	Viton®, EPR, Kalrez®, AFLAS®, TJV	Viton®, EPR, Kalrez®, AFLAS®, TJV
Gasket	GFT, non-asbestos gasket	GFT, non-asbestos gasket

Registered Trademarks: Viton®, Kalrez® - Dupont Performance Elastomers, Aflas® - Asahi Glass Co.

Operating Conditions

	Style 73P	Style 75P
*Max. Temp.	400°F (204°C) consult factory for higher temperatures.	400°F (204°C) consult factory for higher temperatures.
*Max. Pressure	300 PSI (20 bar)	300 PSI (20 bar)
Differential Pressure	15 - 25 PSIG recommended: consult factory if greater.	N/A

*Max. Speed **up to 3600 rpm** up to 3600 rpm
 * Maximum temperature / pressure / speed indicates operating extremes independently and does not imply the seal will function at these extremes at the same time. Contact Flex-A-Seal Engineering if in doubt.



METRIC

Size	A	B	C	D	E	F	G	H	J	K	L
24	24.0	43.2	44.5	56.6	53.8	12.7	34.0	52.4	101.6	11.1	60.3
25	25.0	43.2	44.5	56.6	53.8	12.7	34.0	52.4	101.6	11.1	60.3
28	28.0	43.2	44.5	56.6	51.8	19.7	33.2	51.6	108.0	11.1	62.7
30	30.0	49.5	50.8	59.8	53.8	12.7	34.0	52.4	108.0	11.1	65.6
32	32.0	49.5	50.8	59.8	53.8	12.7	34.0	52.4	108.0	11.1	65.6
33	33.0	49.5	50.8	63.0	51.8	19.7	33.2	51.6	108.0	11.1	68.9
35	35.0	49.5	50.8	63.0	51.8	19.7	33.2	51.6	108.0	11.1	68.9
38	38.0	55.9	57.2	66.2	53.8	12.7	34.0	52.4	114.3	14.3	74.9
40	40.0	59.1	60.3	72.5	53.8	12.7	34.0	52.4	127.0	14.3	78.1
43	43.0	62.2	63.5	75.9	53.8	12.7	34.0	52.4	139.7	14.3	81.0
45	45.0	62.2	63.5	75.9	53.8	12.7	34.0	52.4	139.7	14.3	81.0
48	48.0	65.4	66.7	78.9	53.8	12.7	34.0	52.4	139.7	14.3	84.2
50	50.0	68.6	69.9	82.0	53.8	12.7	34.0	52.4	139.7	14.3	87.3
53	53.0	71.8	73.0	88.6	53.8	12.7	34.0	52.4	152.4	17.5	93.7
55	55.0	74.9	76.2	91.6	53.8	12.7	34.0	52.4	158.8	17.5	96.9
58	58.0	81.2	82.6	94.7	53.8	12.7	34.0	52.4	158.8	17.5	100.0
60	60.0	81.2	82.6	94.7	53.8	12.7	34.0	52.4	158.8	17.5	100.0
63	63.0	84.3	85.7	97.9	53.8	12.7	34.0	52.4	165.1	17.5	100.0
65	65.0	90.4	92.1	103.4	53.8	12.7	34.0	52.4	165.1	17.5	106.4
68	68.0	92.7	95.2	109.7	53.8	12.7	34.0	52.4	190.5	17.5	112.7
70	70.0	92.7	95.2	109.7	53.8	12.7	34.0	52.4	190.5	17.5	112.7
72	72.0	96.1	98.4	113.0	61.0	12.7	41.7	60.1	190.5	17.5	117.5
75	75.0	99.1	101.6	119.4	61.0	12.7	41.7	60.1	203.2	17.5	128.6
80	80.0	106.0	108.0	125.7	62.7	12.7	41.7	60.1	209.6	17.5	131.7
85	85.0	109.2	111.1	128.9	62.3	12.7	41.7	60.1	215.9	20.6	134.9
90	90.0	115.7	117.5	135.3	62.3	12.7	41.7	60.1	215.9	20.6	141.3
95	95.0	118.9	120.6	138.4	61.0	12.7	41.7	60.1	222.2	20.6	144.4

IMPERIAL

Size	A	B	C	D	E	F	G	H	J	K	L
-16	1.000	1.700	1.750	2.230	2.120	.500	1.340	2.063	4.000	.437	2.375
-18	1.125	1.700	1.750	2.230	2.041	.777	1.309	2.031	4.250	.437	2.463
-20	1.250	1.950	2.000	2.355	2.120	.500	1.340	2.063	4.250	.437	2.583
-22	1.375	1.950	2.000	2.480	2.041	.777	1.309	2.031	4.250	.437	2.713
-24	1.500	2.200	2.250	2.605	2.120	.500	1.340	2.063	4.500	.562	2.950
-26	1.625	2.325	2.375	2.855	2.120	.500	1.340	2.063	5.000	.562	3.075
-28	1.750	2.450	2.500	2.990	2.120	.500	1.340	2.063	5.500	.562	3.188
-30	1.875	2.575	2.625	3.105	2.120	.500	1.340	2.063	5.500	.562	3.313
-32	2.000	2.700	2.750	3.230	2.120	.500	1.340	2.063	5.500	.562	3.570
-34	2.125	2.825	2.875	3.490	2.120	.500	1.340	2.063	6.000	.687	3.688
-36	2.250	2.950	3.000	3.605	2.120	.500	1.340	2.063	6.250	.687	3.813
-38	2.375	3.195	3.250	3.730	2.120	.500	1.340	2.063	6.250	.687	3.938
-40	2.500	3.320	3.375	3.855	2.120	.500	1.340	2.063	6.500	.687	3.938
-42	2.625	3.560	3.625	4.070	2.120	.500	1.340	2.063	6.500	.687	4.188
-44	2.750	3.650	3.750	4.320	2.120	.500	1.340	2.063	7.500	.687	4.438
-46	2.875	3.785	3.875	4.450	2.402	.500	1.643	2.366	7.500	.687	4.625
-48	3.000	3.900	4.000	4.700	2.402	.500	1.643	2.366	8.000	.687	5.062
-50	3.125	4.050	4.125	4.825	2.452	.500	1.643	2.366	8.000	.687	5.062
-52	3.250	4.175	4.250	4.950	2.469	.500	1.643	2.366	8.250	.687	5.188
-54	3.375	4.300	4.375	5.075	2.452	.500	1.643	2.366	8.500	.812	5.312
-56	3.500	4.430	4.500	5.200	2.402	.500	1.643	2.366	8.500	.812	5.438
-58	3.625	4.555	4.625	5.325	2.452	.500	1.643	2.366	8.500	.812	5.562
-60	3.750	4.680	4.750	5.450	2.402	.500	1.643	2.366	8.750	.812	5.687
-62	3.875	4.805	5.125	5.575	2.452	.500	1.643	2.366	8.750	.812	5.812
-64	4.000	5.150	5.250	5.950	2.452	.500	1.643	2.366	9.000	.812	6.062
-72	4.500	5.680	5.750	6.450	2.552	.500	1.643	2.366	9.500	.812	6.500

Contact Flex-A-Seal or visit us at www.flexaseal.com for specification or dimensional updates. ANSI big bore is available.

A High performance dual mechanical seal like Flex-A-Seal Styles 73P and 75P demands a barrier support system that maximizes the performance.

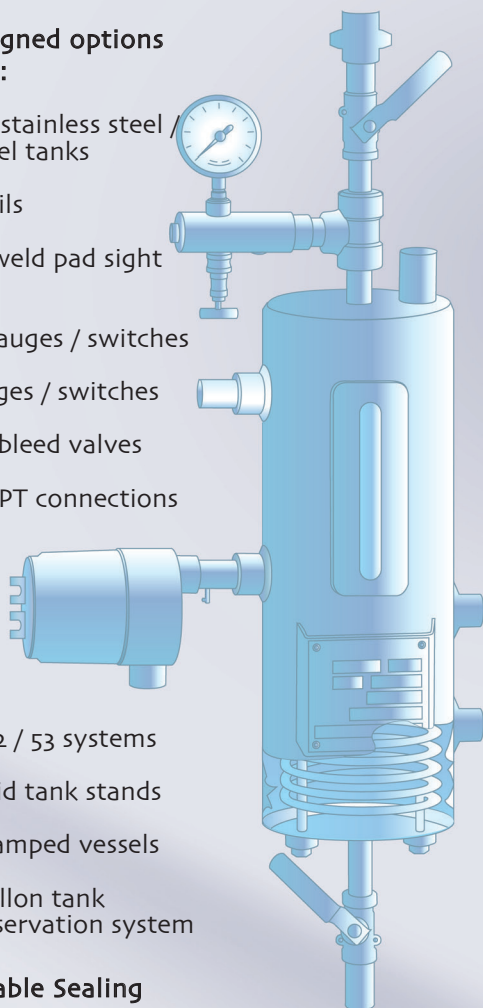
Flex-A-Seal has a wide range of system control options to handle all operating conditions. Technical specifications are available upon request.

Dual Seal Reservoirs

ANSI LITE, ANSI API 610, API 682

Custom designed options that include:

- 2-5 Gallon stainless steel / carbon steel tanks
- Cooling coils
- Tubular / weld pad sight gauges
- Pressure gauges / switches
- Level gauges / switches
- Block and bleed valves
- Flange / NPT connections
- Complete API plan 52 / 53 systems
- Barrier fluid tank stands
- U / UM stamped vessels
- WCS2 3 gallon tank water conservation system



Other Available Sealing Support Equipment

- Flowmeters
- Heat exchangers
- Cyclone separators
- Automatic oilers
- Bearing isolators
- Forced Lubrication Systems
- Pack Ryt bearings / bushings



Manufacturing and stocking centers

USA

Flex-A-Seal Headquarters

291 Hurricane Lane
Williston, VT 05495

Phone: 1-800-426-3594 (USA only)

1-802-878-8307

Fax: 1-802-878-2479

Email: sales@flexaseal.com

Flex-A-Seal Gulf Coast

1719 South Sonny Avenue
Gonzales, LA 70737

Phone: 1-225-484-0007

Fax: 1-225-341-8922

BRAZIL

Rua Javaés, 441/443
Bom Retiro, Sao Paulo
Brazil CEP 01130-010

Phone: 55-11-3736-7373 • 55-11-3736-7371

Fax: 55-11-3736-7355

Email: vendas@flexaseal.com.br

DISTRIBUTED BY:

